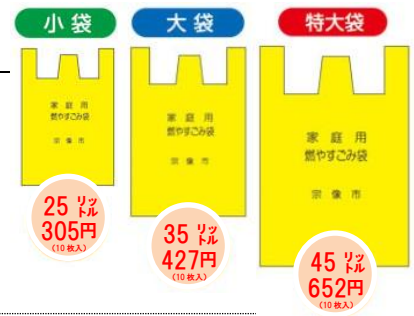



【Burnable Garbage】



Cost of Garbage Bags	<p>Burnable garbage bags are yellow</p> <ul style="list-style-type: none"> •Extra Large (45L) 652 yen •Large (35L) 427 yen •Small (25L) 305 yen <p>※This is the price for 10 garbage bags.</p>
Locations Garbage Bags are Sold	<p>Garbage bags are sold at most supermarkets, convenience stores and home centers.</p> <p>For more information, please refer to the Munakata City website.</p>
Collection Times	<p>Garbage should be placed in yellow Munakata garbage bags, and placed in the designated area. In the winter (November to February) garbage should be put out by 7:30 am. For the rest of the year, the collection time is 6:30 am. If garbage is not put out by this time, it may not be collected.</p>
Collection Locations	<p>Houses</p> <p>Put out your garbage in the location designated by your neighborhood.</p>
	<p>Apartment Buildings</p> <p>Put your garbage at the designated location within the building. (If there is no garbage disposal area within the building, another location will be decided.)</p>
Collection Frequency	<p>Burnable garbage is collected by the city twice a week. Collection days differ from neighborhood to neighborhood.</p> <p>Garbage will not be collected during certain Japanese holidays such as the Bon Festival and the New Years holidays. Check the city's website for the holiday collection schedule.</p>
Caution	<ul style="list-style-type: none"> •Be careful not to put too much garbage in one bag, as the bags can easily break. •Bags should not be heavier than a person can carry with one hand, which is about 15 kilograms. •If you have an item that you want to dispose of which is less than 1 meter long but does not fit inside a garbage bag, you can tape an extra large garbage bag to the item then take it to the regular burnable garbage collection location.

【Large-Sized Garbage】

Collected items	<ul style="list-style-type: none"> •Items weighing less than 40 kilograms •Items more than 1 meter long. •Items which are less than 1 meter long, but which you desire to dispose of as large-sized garbage.
Disposal Method	<ol style="list-style-type: none"> ① First, call the Office of Environmental Affairs at City Hall at the number (0940-36-9092) and describe your item(s). ※ Oshima residents should call the number (0940-72-2211) for large-sized garbage disposal. ②When you call, you will be given instructions about how many large-sized garbage stickers to buy for your item(s). After purchasing them, affix them to the garbage. ③On the large-size garbage collection day, put the garbage in the designated location by 1 pm.
Fees	<p>One sticker is 530 yen.</p> <ul style="list-style-type: none"> •You need one sticker for any item weighing less than 20 kilograms. •If your item weighs between 20 and 40 kilograms, you need to purchase two stickers.
Where to purchase stickers	<p>Stickers are sold at most supermarkets and convenience stores.</p> <p>For further information, please refer to the city's website.</p>




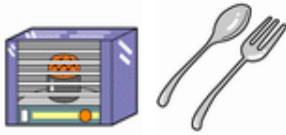

【Garbage Separation】



In order to preserve natural resources and protect the beautiful nature of the city of Munakata, the city strongly encourages all residents to be diligent about garbage separation and recycling.

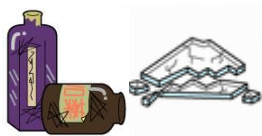


There are 20 categories of recyclable items collected by the city.



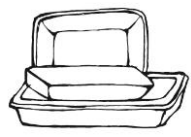
Collection Location	Collected Items	Collection Dates and Times
Your Local Area	Items ①-⑱	Once a month (varies by area)
West Resource Collection Center (See Map 1)	Items ①-⑳	Every Wednesday (9 am to 7 pm) Every Saturday and Sunday (9 am to 5 pm)
North Resource Collection Center (See Map 2)	Items ①-⑳	Every Saturday and Sunday (9 am to 5 pm)
Local supermarkets, convenience stores, etc.	Varies from store to store	Varies from store to store




◆How to Separate and Recycle Garbage



①Aluminum and Steel Cans	②Metal	③Gas Canisters and Aerosol Cans
<p>Food and drink cans</p> 	<p>Metal items (metal items containing plastic, wood, etc. are also accepted) less than 1 meter long.</p> 	
<ul style="list-style-type: none"> • Completely empty contents and rinse before recycling. • If you are unable to adequately clean the cans, recycle them as metal②. 	<ul style="list-style-type: none"> • Remove batteries • For kerosene stoves, completely empty the kerosene before turning in for recycling. 	<ul style="list-style-type: none"> • Empty completely before recycling • Do not puncture the cans



④Small Electronic Devices	Glass Bottles (⑤Clear Bottles ⑥ Brown Bottles ⑦Colored Bottles)
<p>Telephones, radios, digital cameras, video cameras, flashlights, visual devices, electric blood pressure monitors, audio devices, electric razors, calculators, electric thermometers, hair dryers, electronic dictionaries, small game consoles, watches, GPS devices, car stereos, remote controls, adapters, etc.</p> 	<p>Glass bottles containing food and drink products.</p> 
<ul style="list-style-type: none"> • Remove batteries before recycling. • Cell phones, smartphones, and tablet computers cannot be recycled by the city. Take them to your local electronics store or phone shop to inquire about disposal. • Electric devices not listed here should be recycled as metal ②. 	<ul style="list-style-type: none"> • Empty and rinse out bottles. • Remove the caps. • In the following situations, please recycle bottles as glass ⑧: <ul style="list-style-type: none"> • you are unable to adequately clean the bottle • the bottle contained medication or makeup • the bottle is broken • the bottle contained oil

⑧ Glass	⑨ Dishware and Pottery	⑩ Light bulbs and fluorescent light tubes
<p>All glass products not containing food or drinks</p> <p>Dirty or broken glass</p> 		
<ul style="list-style-type: none"> • Completely use medication and makeup in the glass bottles before turning them in for recycling. 	<ul style="list-style-type: none"> • Up to 5 kilograms of dishware is accepted each time. Please refrain from turning in more than 5 kilograms per visit. This should be easily carried with one hand. 	<ul style="list-style-type: none"> • Do not break the light bulbs or fluorescent light tubes. • Items over 1 meter are also accepted.



⑪ Batteries	⑫ Milk and Juice Cartons	⑬ White Styrofoam Trays
	<p>Milk cartons, juice cartons, etc.</p> 	<p>Trays that are white on both sides.</p> 
<ul style="list-style-type: none"> • Please take car, scooter, and motorcycle batteries to your local car repair shop or dealership for proper disposal. 	<ul style="list-style-type: none"> • Rinse the cartons completely and cut them open as shown in the picture above. Completely dry the cartons before turning them in for recycling. 	<ul style="list-style-type: none"> • Wash and dry well. • If you are unable to clean the trays well, please throw them away with burnable garbage.

⑭ Plastic PET Bottles	⑮ Plastic Containers	⑯ Used Cooking Oils
<p>These items will have the PET mark shown below.</p> 	<p>These items will have the plastic mark shown below.</p> 	
<ul style="list-style-type: none"> • Remove caps and labels. • Rinse and dry well. • If you are unable to clean well, please throw the PET bottles away with burnable garbage. 	<ul style="list-style-type: none"> • Rinse and dry well. • If you are unable to clean well, please throw away the plastic items with burnable garbage. 	<ul style="list-style-type: none"> • Pour the used oil into an empty plastic PET bottle for recycling.

⑰ Newspaper	⑱ Other Printed Materials
	Magazines, books, notebooks, pamphlets, copy paper, postcards, food product boxes, envelopes, business cards, etc. 
<ul style="list-style-type: none"> • Tie the newspaper bundle up firmly with string. 	<ul style="list-style-type: none"> • Bundle the items together and tie them firmly with string. • After being tied up with string, smaller items can be placed into a paper bag and turned in for recycling.

⑲ Cardboard Boxes	⑳ Cloth
	Old clothes, towels, blankets, curtains, etc. 
<ul style="list-style-type: none"> • Stack the cardboard boxes flat as in the above picture, and tie them up firmly with string. 	<ul style="list-style-type: none"> --Place into a clear bag. --In the following cases, please throw items away with burnable garbage. <ul style="list-style-type: none"> • dirty or stained items, • wet items • items containing padding or stuffing, like futons, pillows or cushions • leather items • small items such as socks, underwear, hats, and handkerchiefs.

【Items the City is Unable to Collect for Recycling】

<p>◆ Personal Computers</p>  <p>Disposal Method</p> <p>Please contact Munakata City's partner renet.jp (http://www.renet.jp) or the 3R Company (03-5282-7685, http://www.pc3r) for information regarding disposal of personal computers.</p>	
<p>◆ Large Electronic Appliances</p> <p>Televisions, refrigerators, washing machines, clothes dryers, and air conditioners cannot be collected by the city for recycling.</p> <p>Disposal Method</p> <p>For disposal instructions, please contact your local electronics store.</p>	

◆Others

--Engine oils, scooters, fire extinguishers, tires, car and bike parts, etc. cannot be collected by the city for recycling. Other items such as bowling balls, safes, pianos, farm equipment, agricultural chemicals, paint, and propane gas are also ineligible for collection.

Disposal Method

Contact the shop where you purchased the item, or take the items to a specialty shop to inquire about proper disposal method.



Some illustrations Reference:

Ministry of Economy, Trade and Industry (<http://www.meti.go.jp/policy/recycle/main/data/illust/>)

【Map of Collection Facilities】

Map 1

West Resource Collection Center ★

Oomaru 842, Munakata City



Map 2

Munakata Incineration Plant ○

Ikeura 600-1, Munakata City

North Resource Collection Center ★

Ikeura 600-2, Munakata city,



【Questions regarding garbage disposal】

Office of Environmental Affairs for Munakata City

TEL 0940-36-1421 (8:30-5:00)

Mail kankyuu@city.munakata.fukuoka.jp

URL <http://www.city.munakata.lg.jp/>